
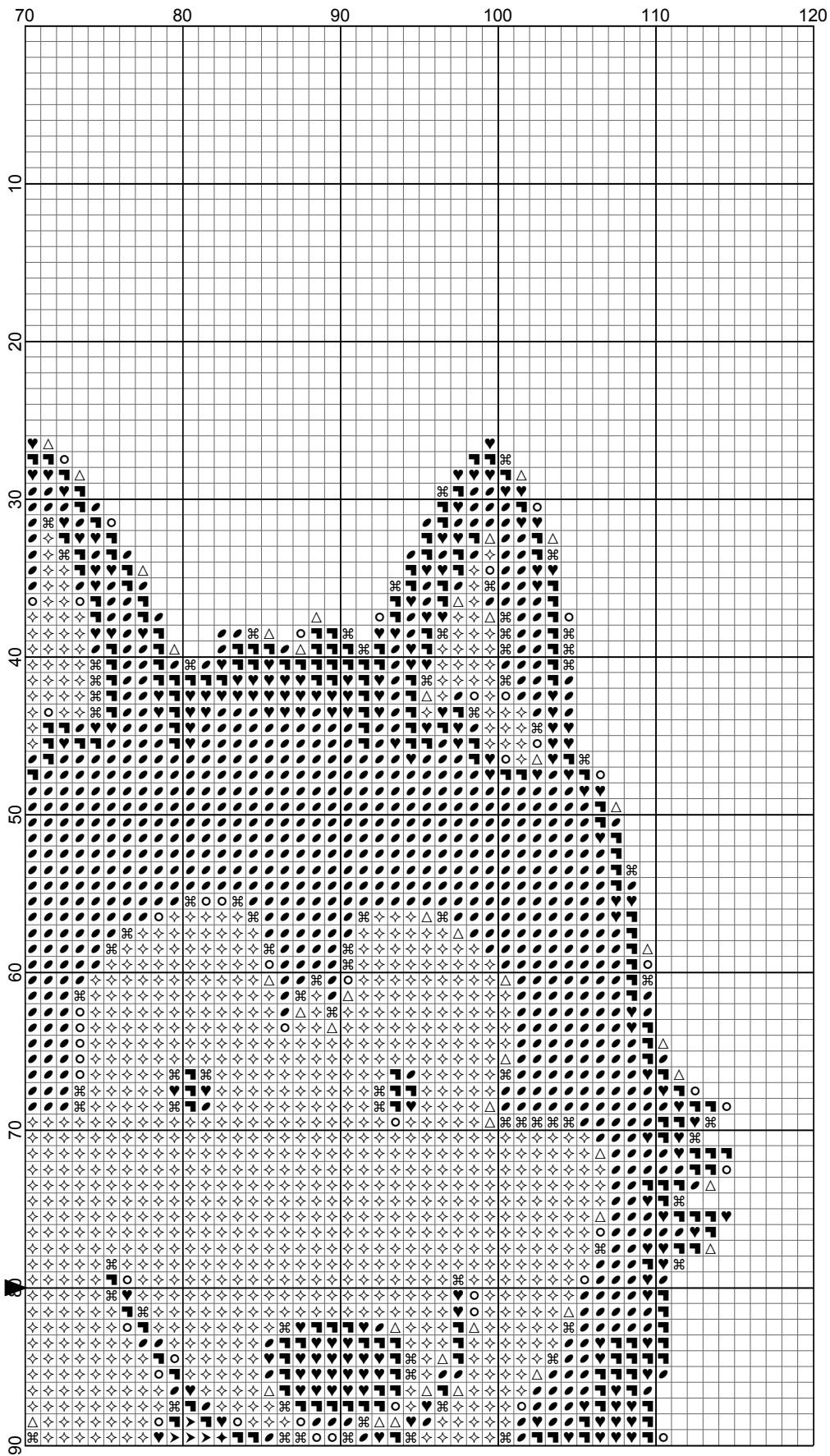


Siberian Husky

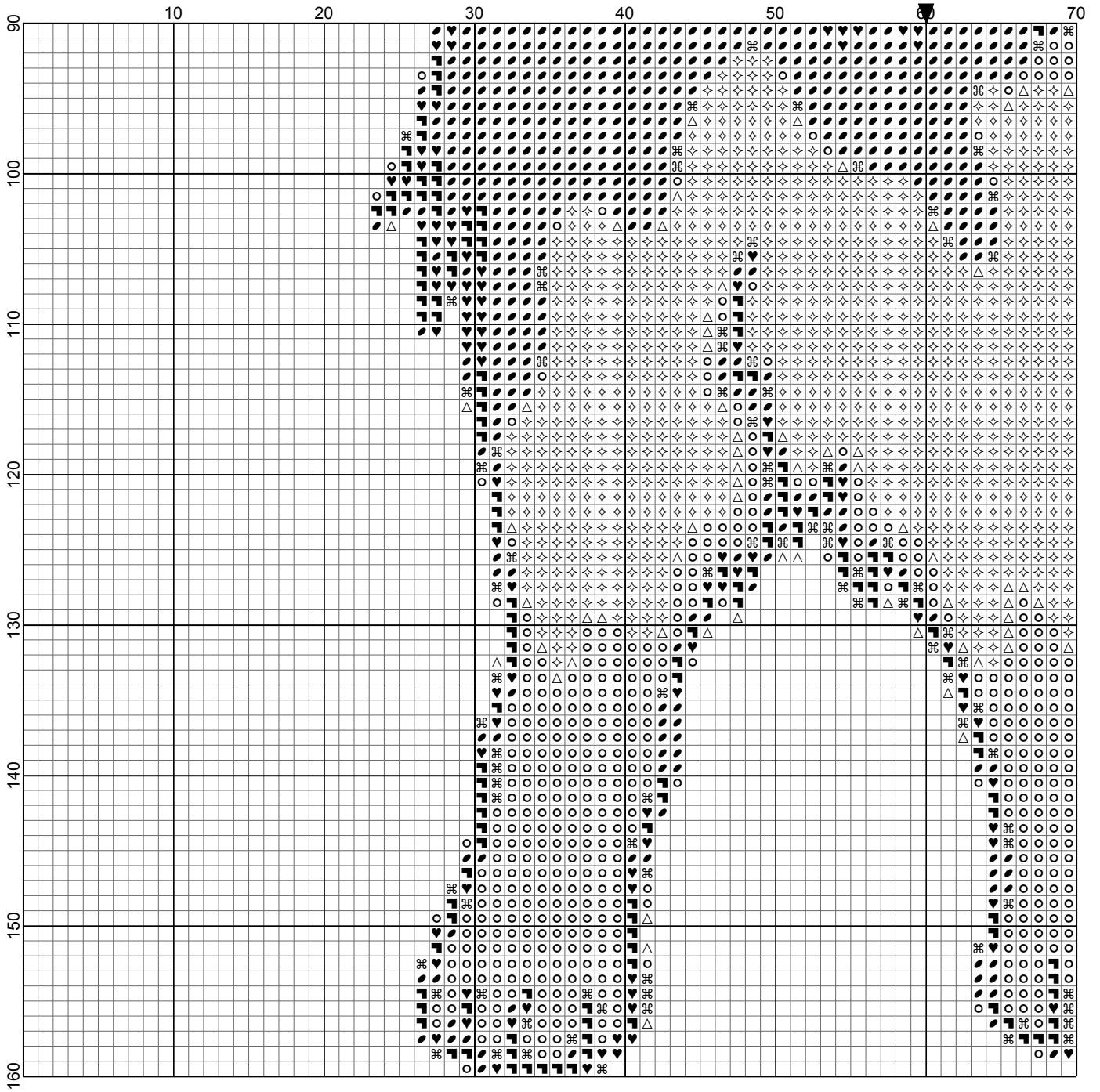


Siberian Husky




- Legend:
- ◻ DMC-168
 - ♥ DMC-317
 - ◼ DMC-414
 - ◀ DMC-962
 - △ DMC-3072
 - ◆ DMC-3731
 - ◻ DMC-3799
 - ◻ DMC-3840
 - ◻ DMC-3865

Siberian Husky












Siberian Husky



Siberian Husky

Author: DiamondPaintingPatterns.net
Grid Size: 120W x 160H
Design Area: 11,10" x 16,00" (111 x 160 stitches)

Legend:

	DMC 168 pewter - vy lt (1304 stitches)		DMC 3731 dusty rose - vy dk (7 stitches)
	DMC 317 pewter gray (1360 stitches)		DMC 3799 pewter gray - vy dk (806 stitches)
	DMC 414 steel gray - dk (2361 stitches)		DMC 3840 lavender blue - lt (341 stitches)
	DMC 962 dusty rose - md (40 stitches)		DMC 3865 winter white (3947 stitches)
	DMC 3072 beaver gray - vy lt (266 stitches)		

Pattern shape: 2.5 mm (1/10 inch) square

Free for download and print.

This pattern is for personal and noncommercial use only.
Don't redistribute or sell this pattern on other market or pattern platforms.

Visit <https://DiamondPaintingPatterns.net> for more free printable diamond painting patterns.

How to print this PDF at 100 percent (actual size)

When you need to print a document precisely at its actual size, but the output that emerges from your home printer appears too large or too small, check your PDF application for settings that force its output at more or less than actual size.

This is what you need to do for printing without resizing:

- Open your PDF document
- Select 'Print...' in the File menu
- Within the 'Print' settings window, set the scale to 100%
- and press 'Print' to print at 100% of the original PDF.