
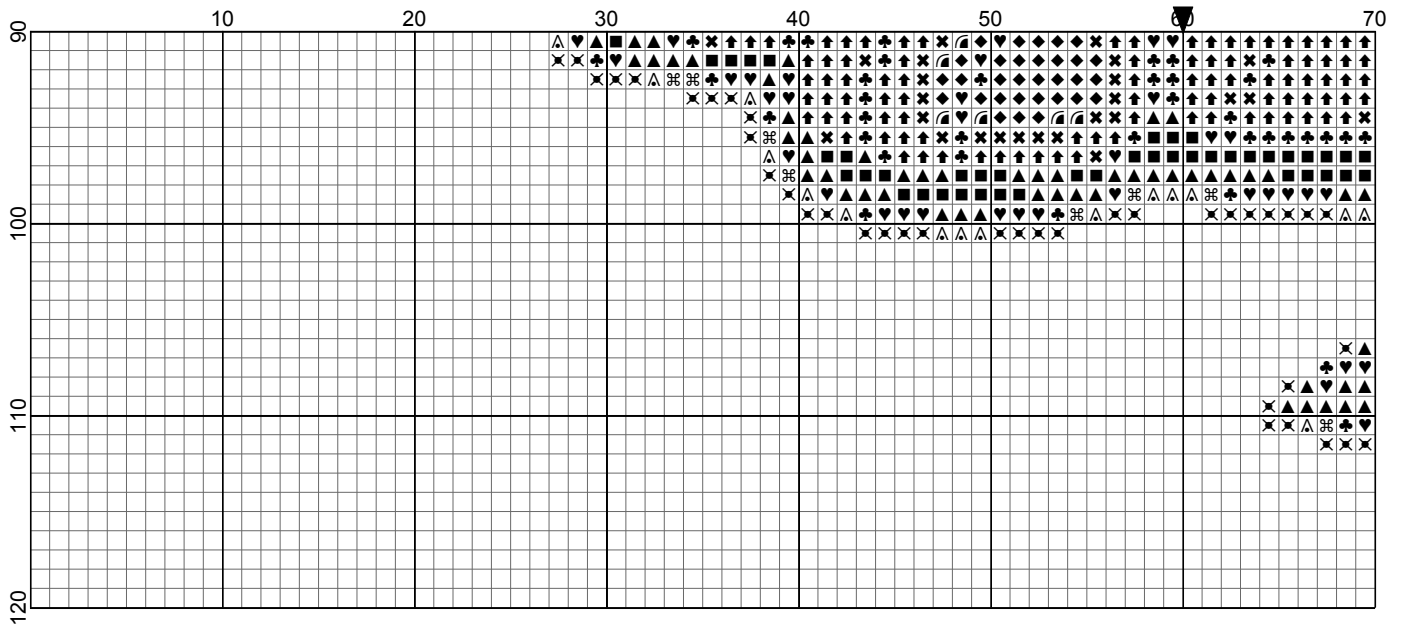


Happy Lion




- Legend:
- DMC-310
 - ◆ DMC-400
 - ⊞ DMC-535
 - ⊠ DMC-780
 - ♣ DMC-839
 - ♥ DMC-898
 - ▲ DMC-938
 - ▤ DMC-975
 - ⬆ DMC-3826
 - ⊗ DMC-3861
 - △ DMC-3862
 - ◇ DMC-Ecru

Happy Lion



Happy Lion



Happy Lion

Author: DiamondPaintingPatterns.net
Grid Size: 120W x 120H
Design Area: 10,50" x 11,90" (105 x 119 stitches)

Legend:

	DMC 310 black (674 stitches)		DMC 938 coffee brown - ul dk (830 stitches)
	DMC 400 mahogany - dk (571 stitches)		DMC 975 golden brown - dk (227 stitches)
	DMC 535 ash gray - vy lt (88 stitches)		DMC 3826 golden brown (1232 stitches)
	DMC 780 topaz - ul vy dk (731 stitches)		DMC 3861 cocoa - lt (255 stitches)
	DMC 839 beige brown - dk (400 stitches)		DMC 3862 mocha beige - dk (93 stitches)
	DMC 898 coffee brown - vy dk (1338 stitches)		DMC Ecrú ecru (54 stitches)

Pattern shape: 2.5 mm (1/10 inch) square

Free for download and print.

This pattern is for personal and noncommercial use only.
Don't redistribute or sell this pattern on other market or pattern platforms.

Visit <https://DiamondPaintingPatterns.net> for more free printable diamond painting patterns.

How to print this PDF at 100 percent (actual size)

When you need to print a document precisely at its actual size, but the output that emerges from your home printer appears too large or too small, check your PDF application for settings that force its output at more or less than actual size.

This is what you need to do for printing without resizing:

- Open your PDF document
- Select 'Print...' in the File menu
- Within the 'Print' settings window, set the scale to 100%
- and press 'Print' to print at 100% of the original PDF.