
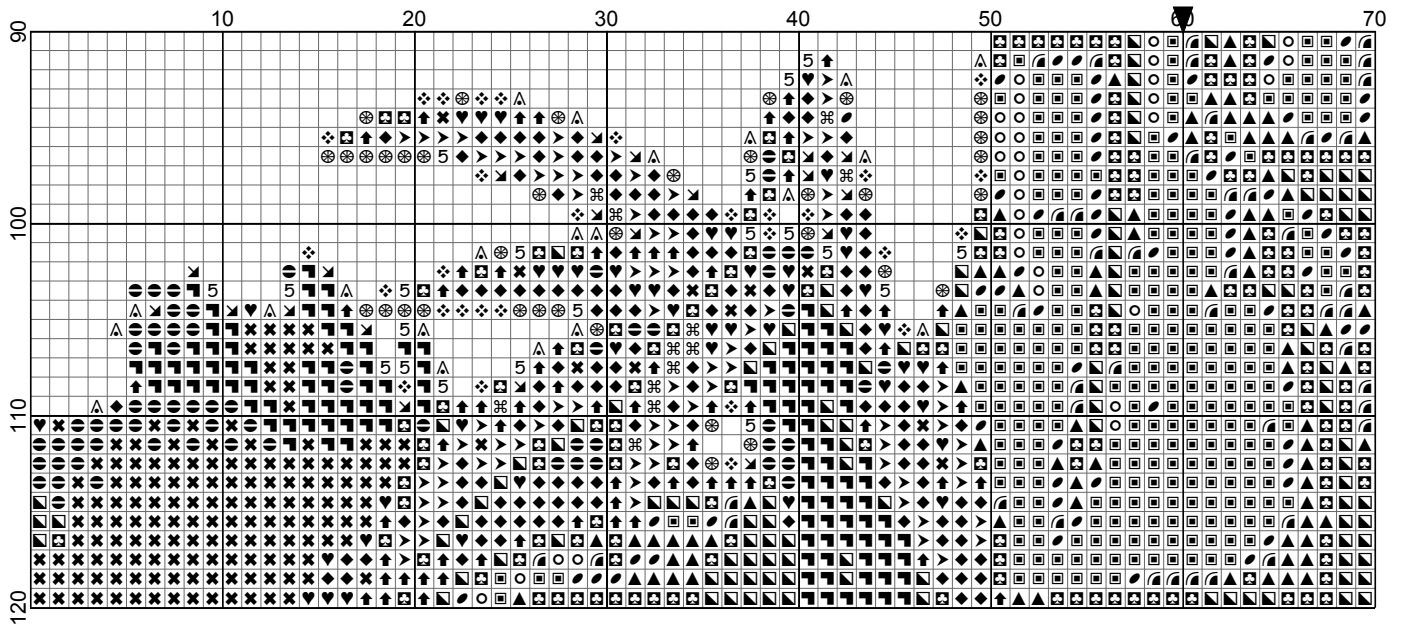


Oak Tree

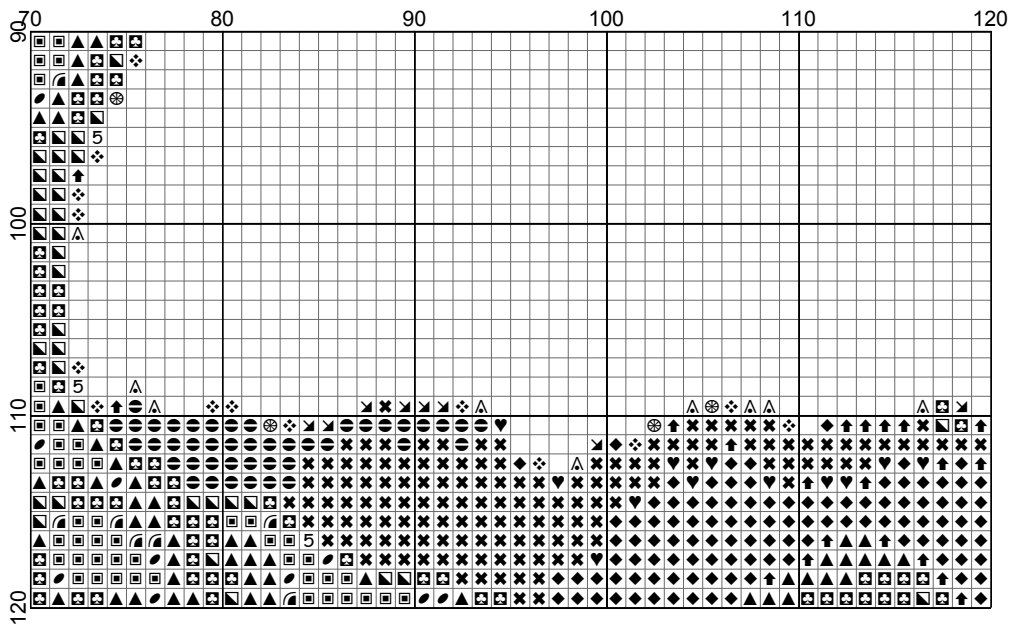


- Legend:
- DMC-435
 - DMC-436
 - DMC-469
 - DMC-471
 - DMC-632
 - DMC-838
 - DMC-839
 - DMC-905
 - DMC-906
 - DMC-987
 - DMC-3345
 - DMC-3364
 - DMC-3743
 - DMC-3772
 - DMC-3778
 - DMC-3782
 - DMC-3787
 - DMC-3799
 - DMC-3860
 - DMC-3861

Oak Tree























Oak Tree



Oak Tree

Author: DiamondPaintingPatterns.net
Grid Size: 120W x 120H
Design Area: 12,00" x 12,00" (120 x 120 stitches)

Legend:

	DMC 435	brown - vy lt	(176 stitches)		DMC 3345	hunter green - dk	(751 stitches)
	DMC 436	tan	(726 stitches)		DMC 3364	pine green	(52 stitches)
	DMC 469	avocado green	(333 stitches)		DMC 3743	antique violet - vy lt	(97 stitches)
	DMC 471	avocado green - vy lt	(86 stitches)		DMC 3772	desert sand - vy dk	(204 stitches)
	DMC 632	desert sand - ul vy dk	(435 stitches)		DMC 3778	terra cotta - lt	(59 stitches)
	DMC 838	beige brown - vy dk	(363 stitches)		DMC 3782	mocha brown - lt	(95 stitches)
	DMC 839	beige brown - dk	(706 stitches)		DMC 3787	brown gray - dk	(168 stitches)
	DMC 905	parrot green - dk	(3548 stitches)		DMC 3799	pewter gray - vy dk	(162 stitches)
	DMC 906	parrot green - md	(1334 stitches)		DMC 3860	cocoa	(73 stitches)
	DMC 987	forest green - dk	(714 stitches)		DMC 3861	cocoa - lt	(111 stitches)

Pattern shape: 2.5 mm (1/10 inch) square

Free for download and print.

This pattern is for personal and noncommercial use only.
Don't redistribute or sell this pattern on other market or pattern platforms.

Visit <https://DiamondPaintingPatterns.net> for more free printable diamond painting patterns.

How to print this PDF at 100 percent (actual size)

When you need to print a document precisely at its actual size, but the output that emerges from your home printer appears too large or too small, check your PDF application for settings that force its output at more or less than actual size.

This is what you need to do for printing without resizing:

- Open your PDF document
- Select 'Print...' in the File menu
- Within the 'Print' settings window, set the scale to 100%
- and press 'Print' to print at 100% of the original PDF.