



Colorful Unicorn




Colorful Unicorn







Colorful Unicorn



Colorful Unicorn



Colorful Unicorn



# Colorful Unicorn

**Author:** DiamondPaintingPatterns.net  
**Grid Size:** 180W x 178H  
**Design Area:** 18,00" x 17,80" (180 x 178 stitches)

## Legend:

	DMC 210 lavender - md	(731 stitches)		DMC 3806 cyclamen pink - lt	(257 stitches)
	DMC 304 christmas red - md	(461 stitches)		DMC 3807 cornflower blue	(255 stitches)
	DMC 310 black	(3965 stitches)		DMC 3813 blue green - lt	(261 stitches)
	DMC 718 plum	(152 stitches)		DMC 3822 straw - lt	(213 stitches)
	DMC 740 tangerine	(425 stitches)		DMC 3826 golden brown	(611 stitches)
	DMC 793 cornflower blue - md	(140 stitches)		DMC 3835 grape - md	(269 stitches)
	DMC 800 delft blue - pl	(1003 stitches)		DMC 3837 lavender - ul dk	(594 stitches)
	DMC 891 carnation - dk	(981 stitches)		DMC 3840 lavender blue - lt	(285 stitches)
	DMC 913 nile green - md	(224 stitches)		DMC 3843 electric blue	(275 stitches)
	DMC 973 canary - br	(505 stitches)		DMC 3850 bright green - dk	(315 stitches)
	DMC 995 electric blue - dk	(332 stitches)		DMC 3852 straw - vy dk	(343 stitches)
	DMC 3753 antique blue - ul vy	(663 stitches)		DMC 3854 autumn gold - md	(237 stitches)
	DMC 3779 terra cotta - ul vy	(187 stitches)		DMC 3865 winter white	(3548 stitches)

**Pattern shape:** 2.5 mm (1/10 inch) square

## Free for download and print.

This pattern is for personal and noncommercial use only.  
Don't redistribute or sell this pattern on other market or pattern platforms.

Visit <https://DiamondPaintingPatterns.net> for more free printable diamond painting patterns.

## How to print this PDF at 100 percent (actual size)

When you need to print a document precisely at its actual size, but the output that emerges from your home printer appears too large or too small, check your PDF application for settings that force its output at more or less than actual size.

This is what you need to do for printing without resizing:

- Open your PDF document
- Select 'Print...' in the File menu
- Within the 'Print' settings window, set the scale to 100%
- and press 'Print' to print at 100% of the original PDF.