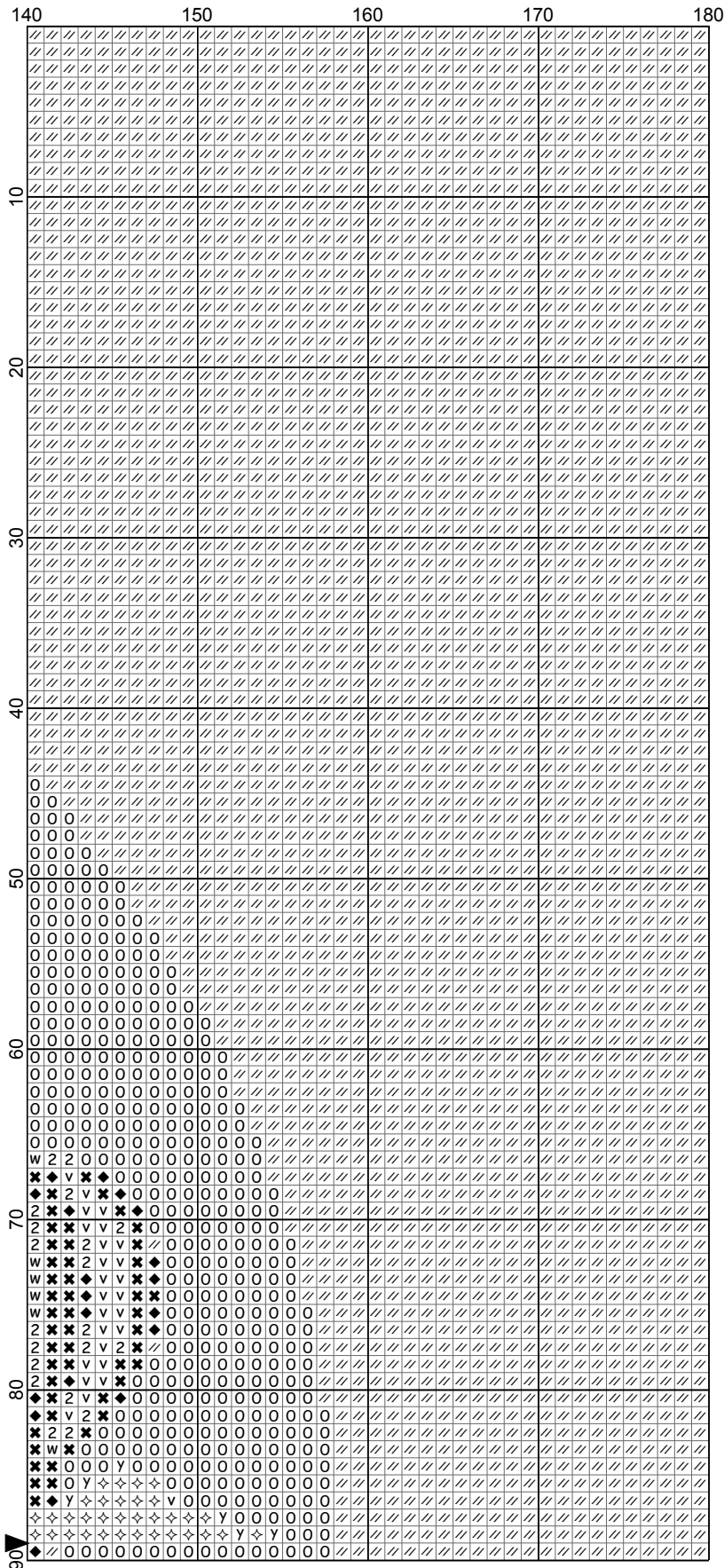




London



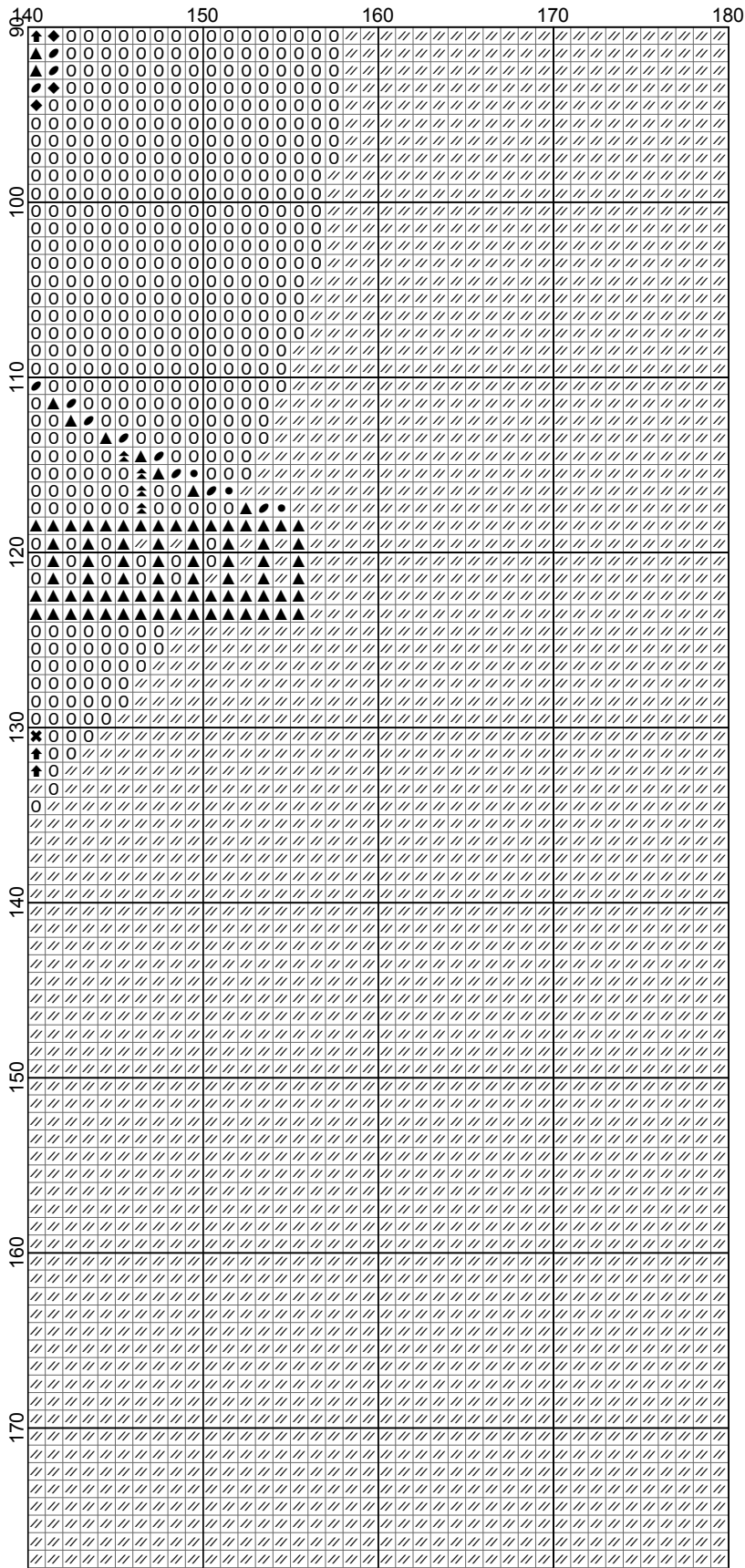
- Legend:
- ▲ DMC-632
 - ✖ DMC-906
 - ◻ DMC-977
 - W DMC-3033
 - ▶ DMC-3045
 - ◆ DMC-3053
 - ◉ DMC-3064
 - ∇ DMC-3072
 - ② DMC-3348
 - ↑ DMC-3363
 - ↗ DMC-3766
 - ◊ DMC-3771
 - ◼ DMC-3772
 - ★ DMC-3776
 - DMC-3781
 - ▲ DMC-3782
 - ∇ DMC-3811
 - ◉ DMC-3817
 - ◻ DMC-3827
 - ◉ DMC-3830
 - ③ DMC-3855
 - ✖ DMC-3865

London



























London



London

Author: DiamondPaintingPatterns.net
Grid Size: 180W x 178H
Design Area: 18,00" x 17,80" (180 x 178 stitches)

Legend:

	DMC 632	desert sand - ul vy dk	(1021 stitches)		DMC 3771	terra cotta - ul vy lt	(31 stitches)
	DMC 906	parrot green - md	(739 stitches)		DMC 3772	desert sand - vy dk	(267 stitches)
	DMC 977	golden brown - lt	(1349 stitches)		DMC 3776	mahogany - lt	(39 stitches)
	DMC 3033	mocha brown - vy lt	(53 stitches)		DMC 3781	mocha brown - dk	(490 stitches)
	DMC 3045	yellow beige - dk	(35 stitches)		DMC 3782	mocha brown - lt	(199 stitches)
	DMC 3053	green gray	(143 stitches)		DMC 3811	turquoise - vy lt	(111 stitches)
	DMC 3064	desert sand	(106 stitches)		DMC 3817	celadon green - lt	(7948 stitches)
	DMC 3072	beaver gray - vy lt	(134 stitches)		DMC 3827	golden brown - pl	(457 stitches)
	DMC 3348	yellow green - lt	(39 stitches)		DMC 3830	terra cotta	(118 stitches)
	DMC 3363	pine green - md	(420 stitches)		DMC 3855	autumn gold - lt	(534 stitches)
	DMC 3766	peacock blue - lt	(17317 stitches)		DMC 3865	winter white	(490 stitches)

Pattern shape: 2.5 mm (1/10 inch) square

Free for download and print.

This pattern is for personal and noncommercial use only.
Don't redistribute or sell this pattern on other market or pattern platforms.

Visit <https://DiamondPaintingPatterns.net> for more free printable diamond painting patterns.

How to print this PDF at 100 percent (actual size)

When you need to print a document precisely at its actual size, but the output that emerges from your home printer appears too large or too small, check your PDF application for settings that force its output at more or less than actual size.

This is what you need to do for printing without resizing:

- Open your PDF document
- Select 'Print...' in the File menu
- Within the 'Print' settings window, set the scale to 100%
- and press 'Print' to print at 100% of the original PDF.