




Happy Scary Halloween




Happy Scary Halloween



- Legend:
- DMC-351
 - DMC-402
 - DMC-552
 - DMC-720
 - DMC-721
 - DMC-742
 - DMC-922
 - DMC-3799
 - DMC-3833
 - DMC-3834
 - DMC-3837
 - DMC-3854
 - DMC-3855
 - DMC-3857
 - DMC-3858


















Happy Scary Halloween



Happy Scary Halloween

Author: DiamondPaintingPatterns.net
Grid Size: 120W x 160H
Design Area: 12,00" x 16,00" (120 x 160 stitches)

Legend:

	DMC 351 coral (15026 stitches)		DMC 3833 raspberry - lt (67 stitches)
	DMC 402 mahogany - vy lt (256 stitches)		DMC 3834 grape - dk (227 stitches)
	DMC 552 violet - md (568 stitches)		DMC 3837 lavender - ul dk (81 stitches)
	DMC 720 orange spice - dk (208 stitches)		DMC 3854 autumn gold - md (314 stitches)
	DMC 721 orange spice - md (317 stitches)		DMC 3855 autumn gold - lt (70 stitches)
	DMC 742 tangerine - lt (773 stitches)		DMC 3857 rosewood - dk (51 stitches)
	DMC 922 copper -lt (426 stitches)		DMC 3858 rosewood - md (87 stitches)
	DMC 3799 pewter gray - vy dk (729 stitches)		

Pattern shape: 2.5 mm (1/10 inch) square

Free for download and print.

This pattern is for personal and noncommercial use only.
Don't redistribute or sell this pattern on other market or pattern platforms.

Visit <https://DiamondPaintingPatterns.net> for more free printable diamond painting patterns.

How to print this PDF at 100 percent (actual size)

When you need to print a document precisely at its actual size, but the output that emerges from your home printer appears too large or too small, check your PDF application for settings that force its output at more or less than actual size.

This is what you need to do for printing without resizing:

- Open your PDF document
- Select 'Print...' in the File menu
- Within the 'Print' settings window, set the scale to 100%
- and press 'Print' to print at 100% of the original PDF.