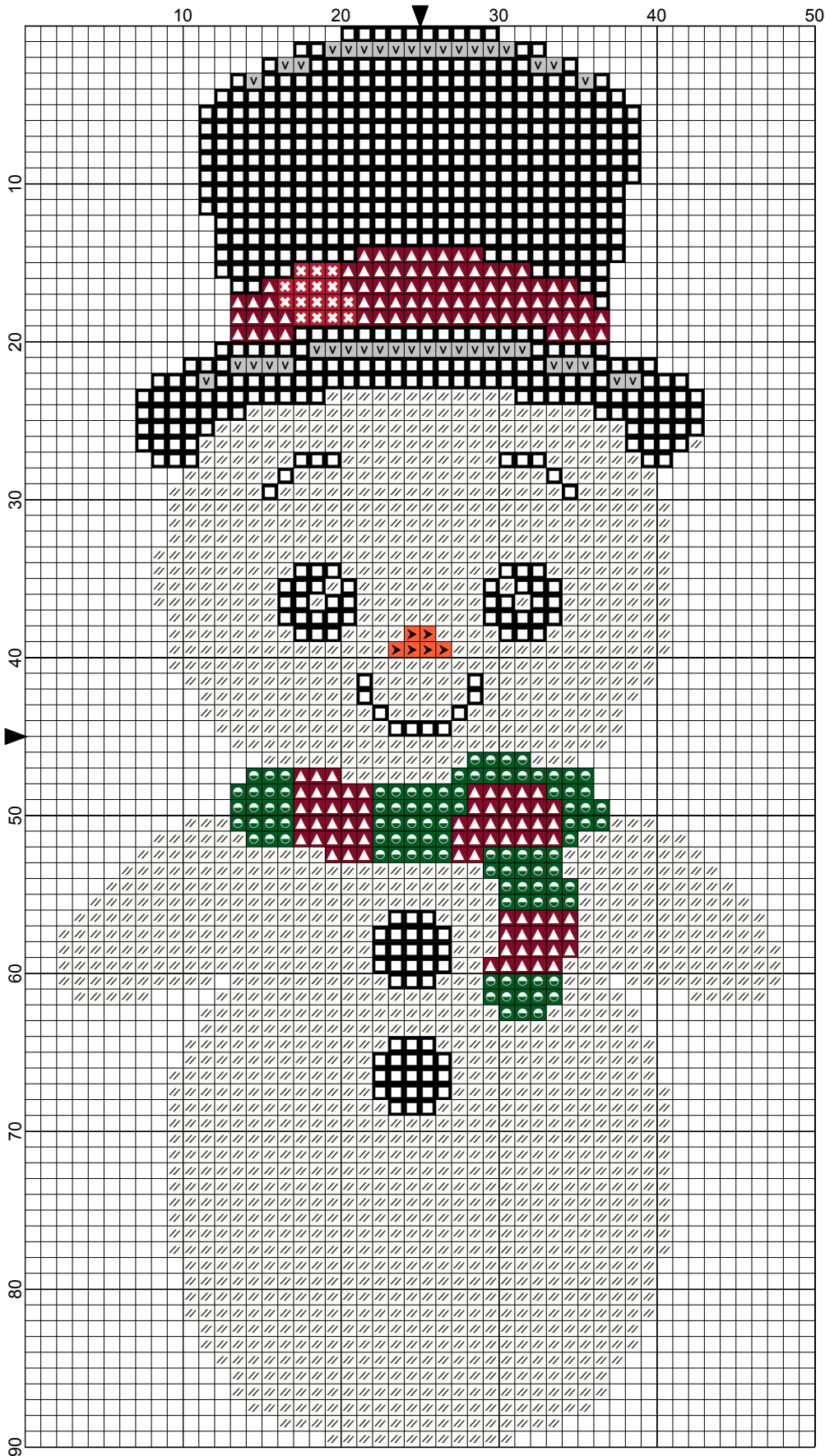


Snowman










- Legend:
- DMC-304
 - DMC-310
 - DMC-415
 - DMC-608
 - DMC-699
 - DMC-777
 - DMC-3865

Snowman

Author: DiamondPaintingPatterns.net
Grid Size: 50W x 90H
Design Area: 4,60" x 9,00" (46 x 90 stitches)

Legend:

	DMC 304	christmas red - md	(16 stitches)
	DMC 310	black	(599 stitches)
	DMC 415	pearl gray	(42 stitches)
	DMC 608	bright orange	(6 stitches)
	DMC 699	christmas green	(101 stitches)
	DMC 777	raspberry - vy dk	(155 stitches)
	DMC 3865	winter white	(1758 stitches)

This pattern is intended for 2.5 mm (1/10 inch) square diamonds.

Free for download and print.

This pattern is for personal and noncommercial use only.
Don't redistribute or sell this pattern on other market or pattern platforms.

Visit <https://DiamondPaintingPatterns.net> for more free printable diamond painting patterns.

How to print this PDF at 100 percent (actual size)

When you need to print a document precisely at its actual size, but the output that emerges from your home printer appears too large or too small, check your PDF application for settings that force its output at more or less than actual size.

This is what you need to do for printing without resizing:

- Open your PDF document
- Select 'Print...' in the File menu
- Within the 'Print' settings window, set the scale to 100%
- and press 'Print' to print at 100% of the original PDF.