







Penguin 1

Author: DiamondPaintingPatterns.net
Grid Size: 50W x 80H
Design Area: 4,80" x 8,00" (48 x 80 stitches)

Legend:

	DMC 304	christmas red - md	(386 stitches)
	DMC 310	black	(756 stitches)
	DMC 608	bright orange	(129 stitches)
	DMC 699	christmas green	(196 stitches)
	DMC 777	raspberry - vy dk	(133 stitches)
	DMC 3865	winter white	(858 stitches)

This pattern is intended for 2.5 mm (1/10 inch) square diamonds.

Free for download and print.

This pattern is for personal and noncommercial use only.
Don't redistribute or sell this pattern on other market or pattern platforms.

Visit <https://DiamondPaintingPatterns.net> for more free printable diamond painting patterns.

How to print this PDF at 100 percent (actual size)

When you need to print a document precisely at its actual size, but the output that emerges from your home printer appears too large or too small, check your PDF application for settings that force its output at more or less than actual size.

This is what you need to do for printing without resizing:

- Open your PDF document
- Select 'Print...' in the File menu
- Within the 'Print' settings window, set the scale to 100%
- and press 'Print' to print at 100% of the original PDF.