

Teddy Bear

DiamondPaintingPatterns.net



Size: 15 x 20 cm – 6 x 8 in

This FREE pattern is for personal use only, please do not resell the PDF or a printed version of it. You absolutely can sell any finished painting created with this pattern, give them to friends, etc.

Visit <https://diamondpaintingpatterns.net> for more free diamond painting patterns.

How to use this diamond painting pattern?

Now that you have download pdf pattern from DiamondPaintingPatterns.net you are probably wondering how to use it for a diamond painting.

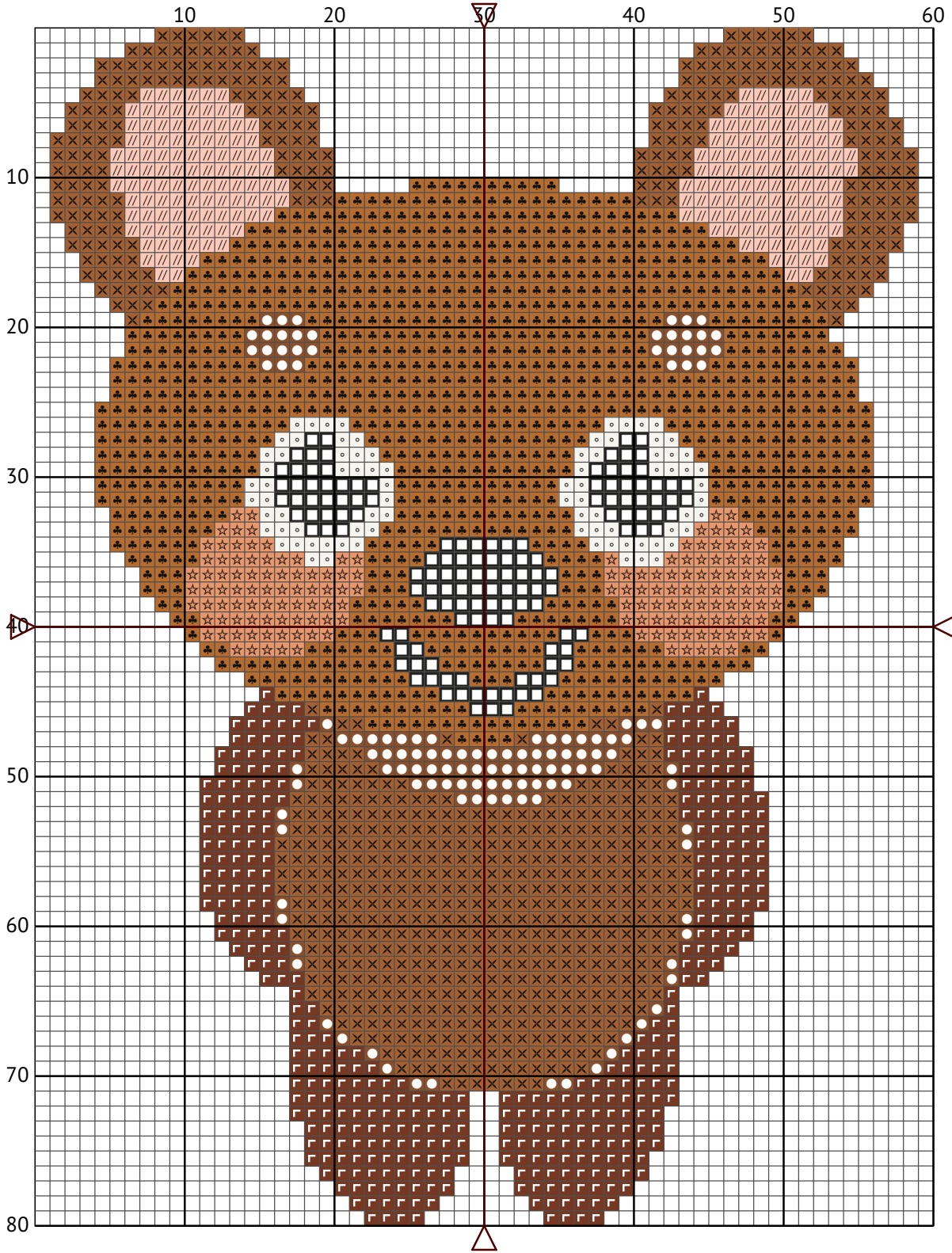
You will need a blank diamond painting canvas, which you can purchase from places like Etsy, Amazon and some craft stores. You will need to check that the dimensions of the canvas you are purchasing are the correct size for the requested pattern.

Once you have your blank canvas, pattern and the required drills (square drills), you can print the pattern or open it on an electronic device.

You will use the pattern as reference for where the appropriate drills will need to be placed, and place them in the corresponding areas of the blank canvas.

















We hope you will enjoy diamond painting according to our pattern!

Teddy Bear



Teddy Bear
DMC color list

Visit <https://DiamondPaintingPatterns.net> for more free diamond painting patterns.

N	Symbol	Number	Name	Stitches
1	 	DMC 300	Mahogany - Very Dark	399
2	 	DMC 310	Black	138
3	 	DMC 402	Mahogany - Very Light	157
4	 	DMC 433	Brown - Medium	128
5	 	DMC 434	Brown - Light	774
6	 	DMC 780	Topaz - Ultra Very Dark	1121
7	 	DMC 3779	Rosewood - Very Light	213
8	 	DMC 3865	Winter White	83