

# Be My Valentine

DiamondPaintingPatterns.net

---



Size: 15 x 15 cm - 6 x 6 in

This FREE pattern is for personal use only, please do not resell the PDF or a printed version of it. You absolutely can sell any finished painting created with this pattern, give them to friends, etc.

Visit <https://diamondpaintingpatterns.net> for more free diamond painting patterns.

How to use this diamond painting pattern?

Now that you have download pdf pattern from DiamondPaintingPatterns.net you are probably wondering how to use it for a diamond painting.


You will need a blank diamond painting canvas, which you can purchase from places like Etsy, Amazon and some craft stores. You will need to check that the dimensions of the canvas you are purchasing are the correct size for the requested pattern.

Once you have your blank canvas, pattern and the required drills (square drills), you can print the pattern or open it on an electronic device.

You will use the pattern as reference for where the appropriate drills will need to be placed, and place them in the corresponding areas of the blank canvas.















We hope you will enjoy diamond painting according to our pattern!

# Be My Valentine



Be My Valentine  
DMC color list

The stitches column is actually the number of diamonds needed for a particular color.  
Visit <https://DiamondPaintingPatterns.net> for more free diamond painting patterns.

N	Symbol	Number	Name	Stitches
1		 DMC 437	Tan - Light	492
2		 DMC 744	Yellow - Pale	76
3		 DMC 819	Baby Pink - Light	518
4		 DMC 898	Coffee Brown - Very Dark	489
5		 DMC 967	Apricot - Very Light	90
6		 DMC 3340	Apricot - Medium	345
7		 DMC 3865	Winter White	133