

Poppy

**DIAMOND**  
PAINTING PATTERNS

---



Grid size: 60 x 80 (15 x 20 cm)

This pattern is for personal use only and may not be resold or further commercially distributed in any way.

Visit <https://diamondpaintingpatterns.net> for more free diamond painting patterns.

How to use this diamond painting pattern?




















You will need a blank canvas for diamond painting and diamond drills (beads). Make sure the dimensions of the canvas you are buying are the right size for the requested pattern. The size of the canvas is usually 5 cm (2 in) higher and wider than the size of the grid (if the grid size is 15x20 cm, you need to buy 20x25 cm canvas).

Once you have your blank canvas, pattern and the required diamonds, you can print the pattern or open it on an electronic device.

Use the pattern as reference for where the appropriate diamonds will need to be placed, and place them in the corresponding areas of the blank canvas.

Please note that color variations may occur due to printer and monitor differences.

## Diamond Painting Patterns

#	Symbol	DMC	Color	Name	Count
1	△	315		Antique Mauve Md Dk	128
2	••	402		Mahogany Vy Lt	205
3	3	452		Shell Gray Med	269
4	△	453		Shell Gray Light	260
5	➤	720		Orange Spice Dark	248
6	▷	721		Orange Spice Med	169
7	∩	762		Pearl Gray Vy Lt	174
8	◊	803		Baby Blue Ult Vy Dk	317
9	↑	815		Garnet Medium	319
10	◆	890		Pistachio Grn Ult V D	243
11	▲	900		Burnt Orange Dark	485
12	≡	931		Antique Blue Medium	269
13	*	932		Antique Blue Light	204
14	◀	986		Forest Green Vy Dk	252
15	†	3053		Green Gray	266
16	○	3363		Pine Green Md	205
17	◐	3371		Black Brown	413
18	N	3722		Shell Pink Med	188
19	@	3750		Antique Blue Very Dk	186

# Diamond Painting Patterns

